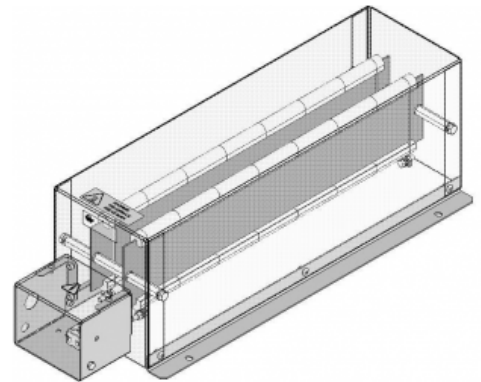






RH-1560W040-UL-T

Frame Resistor

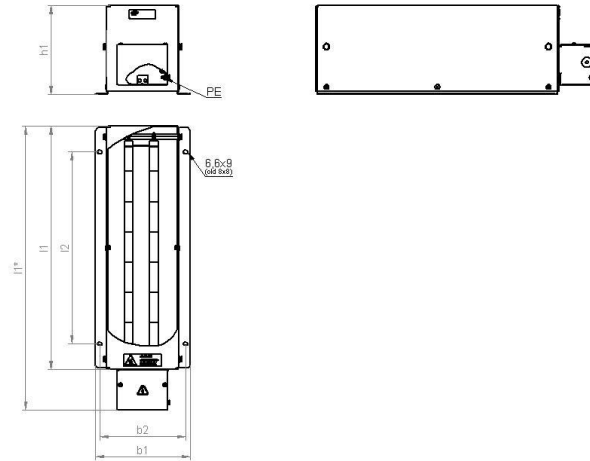
cRUus



| Article-No. | | 02 41702 2 0076 |
|--|--------------|--|
| Revision Index | | a 13-042 |
| Type | | RFBs 2-7 |
| Pulse Power (kW) $T_a \sim 50^\circ\text{C}$ *referred to a cycle duration of 120 s Approximate value (depending on resistance) | c.d.f. 6 %* | 5.5 |
| | c.d.f. 15 %* | 2.5 |
| | c.d.f. 25 %* | 1.7 |
| | c.d.f. 40 %* | 1.3 |
| Nominal continuous power (kW) $T_a \sim 50^\circ\text{C}$ | | 1.0 |
| Resistance Values at 20°C (Ohm) | | 40.0 |
| Tolerance of resistance at 20°C | | $\pm 10\%$ |
| Degree of protection (EN 60529) (in the accordingly screwed on state) | | IP 20 |
| Max. permissible operating voltage | | EN 900 V DC |
| Cooling | | natural convection |
| Housing temperature at nominal continuous power $T_a \sim 50^\circ\text{C}$ | | $\sim 210^\circ\text{C}$ |
| Electrical terminal | | line up terminal 4 mm ² |
| Temperature switch | | 120 °C / 0.5 ... 1.5 mm ² |
| Operation temperature range | | -25 ... +50 °C |
| Testing voltage | | 2.7 kV AC 1 s |
| Approvals/markings | | UL; CSA |
| Mounting positions | |     |

Subject to technical modifications

DATA SHEET



| Article-No. | | 02 41702 2 0076 |
|---------------------|-----|-----------------|
| Type | | RFBs 2-7 |
| Length [mm] | l1* | <570 |
| | l1 | <490 |
| | l2 | 380 |
| Width [mm] | b1 | <190 |
| | b2 | 170 |
| Height [mm] | h1 | <180 |
| Weight approx. [kg] | | 3.5 |
| Last update | | 2013-03-18 |

Mounting instruction:

The resistor should be protected by appropriate safety measures against overloading.

Do not mount the resistor with any obstruction in the air inlet or air outlet area.

The resistor has to be grounded.